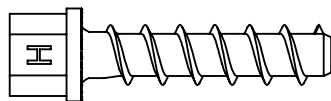
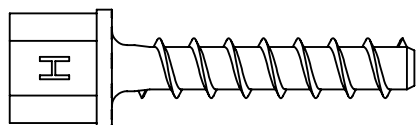
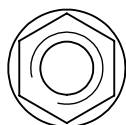


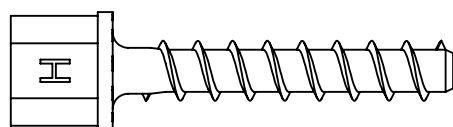
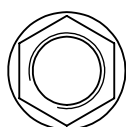
**LINHA OVER HEAD**  
CHUMBADOR MECÂNICO, TIPO PARAFUSO, COM ROSCA INTERNA



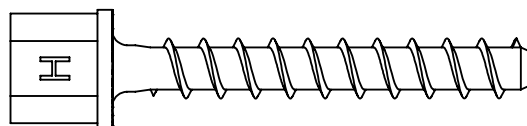
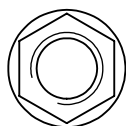
CHUMBADOR OVER HEAD AÇO CARBONO 1/4"X33MM SEXT 3/8" ZIN BRA 5



CHUMBADOR OVER HEAD AÇO CARBONO 5/16"X40MM SEXT 1/2" ZIN BRA 5

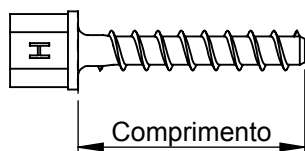


CHUMBADOR OVER HEAD AÇO CARBONO 3/8"X45MM SEXT 1/2" ZIN BRA 5



CHUMBADOR OVER HEAD AÇO CARBONO 3/8"X55MM SEXT 1/2" ZIN BRA 5

CONSIDERAR DIMENSÕES DE COMPRIMENTO A PARTIR DA PARTE DEBAIXO DA FLANGE



-Dúvidas técnicas sobre o produto, consultar o Boletim Técnico.  
-Para procedimento de instalações, acesse o vídeo:

[Clique aqui para assistir o vídeo.](#)

HARD COM. DE FIX. E RESINAS LTDA.  
Joinville/SC-Brasil  
Fone: (47) 4009-7209  
[www.hard.com.br](http://www.hard.com.br)

DESENHOS DWG

Revisão: 01

Unidade: mm

Escala: 1:1

Tamanho: A4